

THE
ABCs
OF
ART

THE
ELEMENTS AND PRINCIPLES
OF DESIGN

Compiled, organized, and added to by ♥M.C.Gillis



Dedication

This is dedicated to all learners & teachers of art.

Introduction



The elements & principles of art, also known as the elements & principles of design, open our eyes to the beauty that is in us & all around us. The elements & principles of art are the building blocks of understanding & creating art that expresses and moves us. That is the reason I call them the ABCs of Art. Just as the letters of any alphabet are fundamental to understanding that language, the elements & principles of art are fundamental to understanding the language of art.

The ABCs of Art: The Elements & Principles of Design - Compiled, organized, and added to by ❤️ M.C.Gillis

Contact artist, mo@expandingheart.com, to give feedback.

More downloads at www.expandingheart.com & www.awesomeartists.com.

The ABCs of Art

The Elements & Principles of Design/Art Table of Contents

Dedication & Introduction	Page 1
Abbreviated Elements of Art	2
Elements of Art Poem	3
Line	4
More Line	5
Shape & Form	6
Color-Simple	7
Color-Warm & Cool	8
Color-Advanced Theory	9
Texture	10
Space	11
Space-Draw Big/Fill Space Poster	12
Value	13
Abbreviated Principles of Art	14
Pattern	15
Pattern Poem Poster	16
Emphasis	17
Variety	18
Variety-Detail Poster	19
Unity	20
Balance	21
Rhythm & Movement	22
Proportion	23

The ABCs of Art: The Elements & Principles of Design - Compiled, organized, and added to by ♥ M.C.Gillis


Contact artist, mo@expandingheart.com, to give feedback.

More downloads at www.expandingheart.com & www.awesomeartists.com.


Elements of Art




Shape & Form




Color




Texture



Space



Value



The ABCs of Art: The Elements & Principles of Design - Compiled, organized, and added to by ♥ M.C.Gillis

Contact artist, mo@expandingheart.com, to give feedback.

More downloads at www.expandingheart.com & www.awesomeartists.com.

LINE

(línea)



LONG (largo)



SHORT (corta)



CURVED
(curva)



BROKEN
(quebrado)



THICK
(Grueso)



HORIZONTAL
(horizontal)



WAVY/CURLY
(ondulado)



THIN
(delgado)



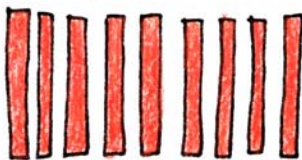
VERTICAL
(vertical)



DOTTED
(línea de puntos)



PERPENDICULAR
(perpendicular)



VERTICAL
(vertical)



ZIG-ZAG
JAGGED
(zig-zag)



PARALLEL
(paralelas)



STRAIGHT
(derecho)



DIAGONAL
(diagonal)



VARIED
(variadas)



TAPERED
(termina en punta
cónico)



SPIRAL
(espiral)


LINE

MORE ABOUT LINES...



contour
(outline)

= The outer edge/line of an image, object or shape.



Lines can be used to show movement....



..or no movement. (still)

Lines can be used to show mood.



Here are more words to describe lines.



energetic



shy



dark




continuous



rigid

SHAPE AND FORM

(forma y forma)

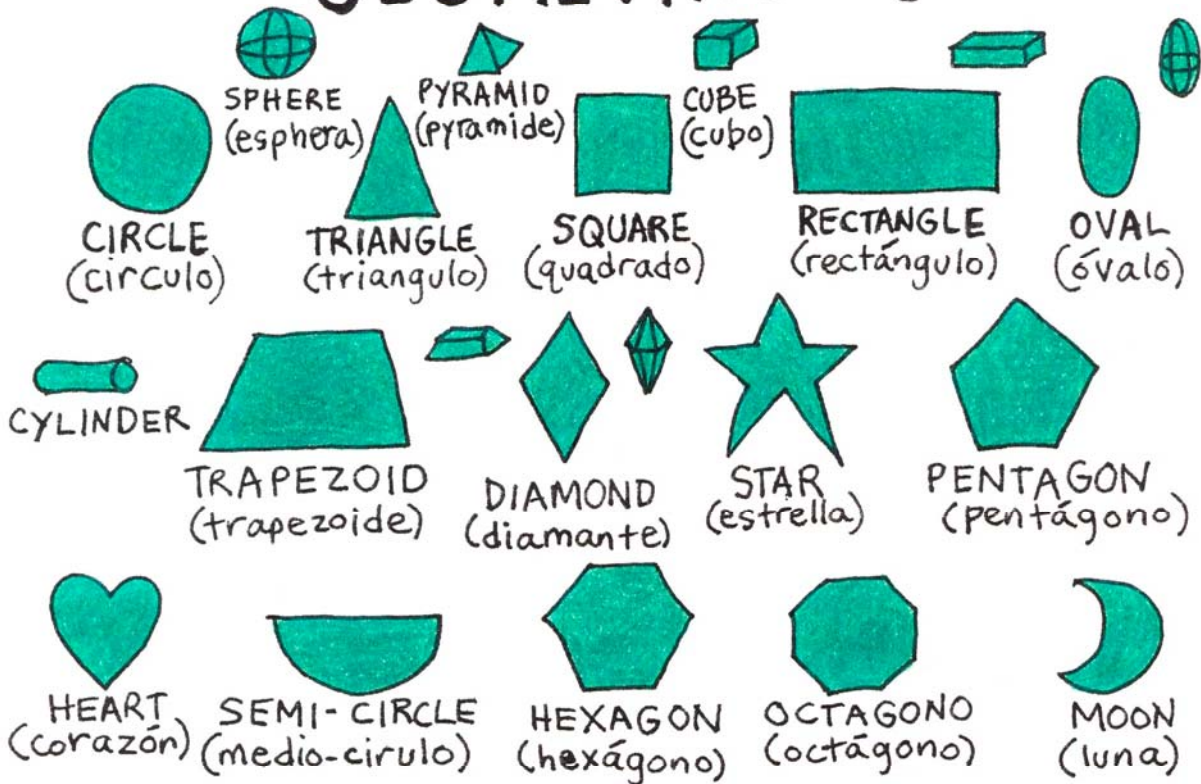


LARGE (largo)
and (y)

SMALL (pequeño)

GEOMETRIC

(geometrica)




ORGANIC / FREE FORM / NATURAL

(orgánico)

(forma libre)

(natural)

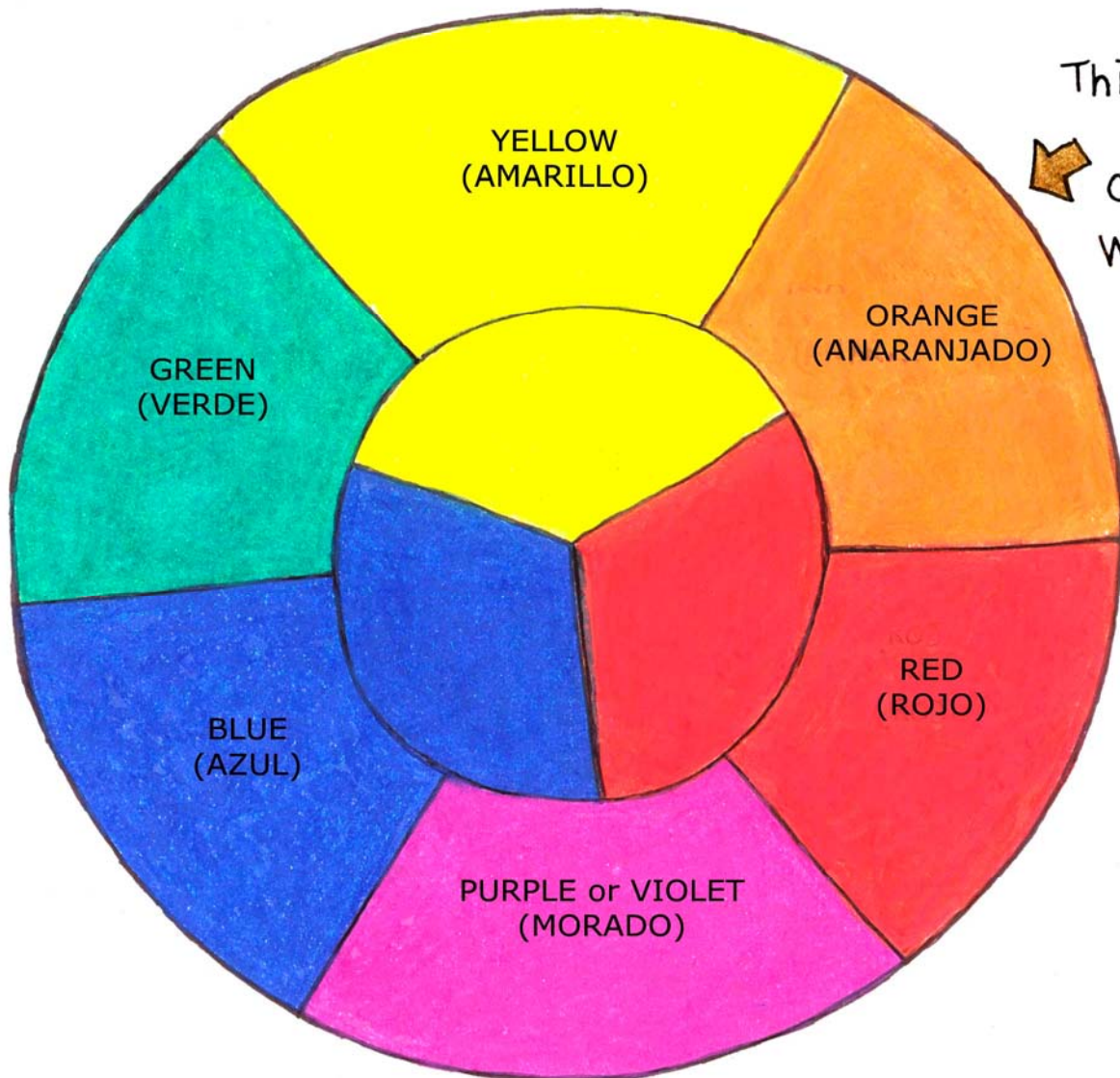


The ABCs of Art: The Elements & Principles of Design - Compiled, organized, and added to by ♥ M.C.Gillis

Contact artist, mo@expandingheart.com, to give feedback.

More downloads at www.expandingheart.com & www.awesomeartists.com.

COLOR



This is a color wheel, a simple one.

COLOR SCHEMES (PLANS)

are ways I can use color to improve my art work.

PRIMARY

RAINBOW

SECONDARY

WARM COOL


COMPLIMENTARY

NEUTRAL

The ABCs of Art: The Elements & Principles of Design - Compiled, organized, and added to by ♥ M.C. Gillis

Contact artist, mo@expandingheart.com, to give feedback.

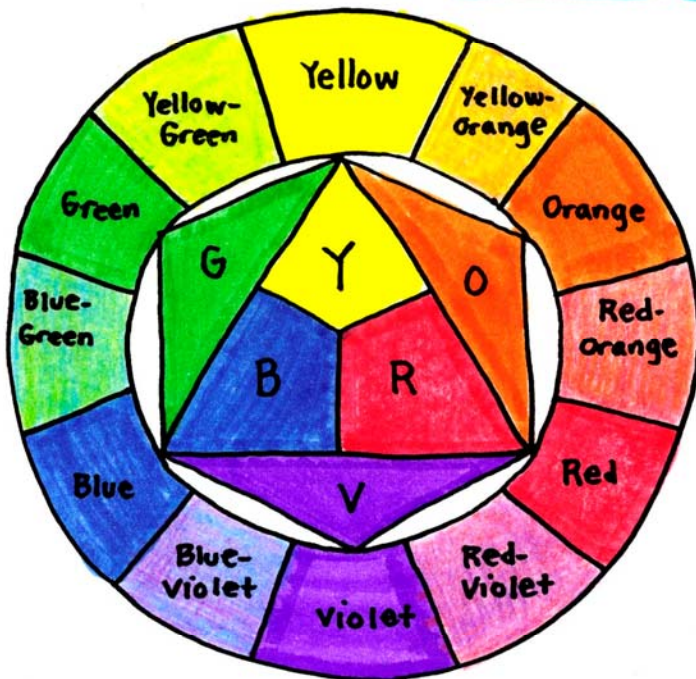
More downloads at www.expandingheart.com & www.awesomeartists.com.



The ABCs of Art: The Elements & Principles of Design - Compiled, organized, and added to by ♥ M.C.Gillis
Contact artist, mo@expandingheart.com, to give feedback.
More downloads at www.expandingheart.com & www.awesomeartists.com.

COLOR THEORY


Color is an element of art.





Everytime I use color, I am creating a color scheme.

← This is a color wheel.

The most common color schemes are listed below.


Primary...  {I can make all the other colors by mixing different amounts of primary colors}

Secondary...  {I can mix two primary colors to make a secondary color.}

Warm...  {Yellow and all the colors with red and orange tones are warm.}

Cool...  {Violet and all the colors with blue and green tones are cool.}


Complimentary...  , etc
{Opposites on the color wheel are complimentary.}

Analogous...  , and so on.
{Colors that are close neighbors on the color wheel are analogous.}

Rainbow...  {Using primary and secondary colors placed in order from the color wheel, I can make a rainbow}

Intermediate... is a color term I need to know. It is the color in between the primary and secondary colors on the color wheel.

TEXTURE




SMOOTH




ROUGH




HARD



SOFT



WOVEN



BUMPY/LUMPY



(BROKEN GLASS)

JAGGED/IRREGULAR



RIDGED

(STAIRS)

SPACE



How shapes are arranged in an art work creates a sense of space. Consider the possible ways shown below to create space.



Draw Big.



Fill the whole paper.



Extend lines off paper.



Placement in relation to horizon



Smaller in distance
Larger closer up



Darker closer up
Lighter farther away



Overlapping



Foreground
(near space)



Midground
(middle space)



Background
(far space)



Positive Space
(the subject or objects in the work of art, not the space around them)




Negative Space
(The empty space around the subject or objects)

The ABCs of Art: The Elements & Principles of Design - Compiled, organized, and added to by ♥ M.C.Gillis

Contact artist, mo@expandingheart.com, to give feedback.

More downloads at www.expandingheart.com & www.awesomeartists.com.



The ABCs of Art: The Elements & Principles of Design - Compiled, organized, and added to by ♥ M.C.Gillis
Contact artist, mo@expandingheart.com, to give feedback.
More downloads at www.expandingheart.com & www.awesomeartists.com.


VALUE

IS THE RANGE OF LIGHT TO DARK.

VALUE CHANGES WITH BLACK + WHITE

VALUE CHANGES WITH COLOR

A VALUE SCALE SHOWS THE CHANGE OF LIGHT TO DARK.



THIS IS A PENCIL VALUE SCALE.



INK SHADING WITH LINES



PENCIL



SHADING WITH CROSS-HATCHING



PENCIL



SHADING WITH STIPPLING



PENCIL

[THESE ARE LINE TECHNIQUES.]



TINTING WITH COLOR

TO A LITTLE BIT OF COLOR, ADD INCREASING AMOUNTS OF WHITE TO CHANGE THE VALUE.

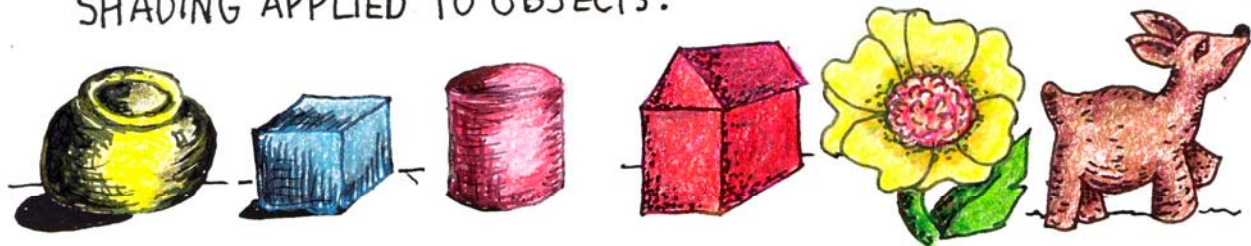


SHADING WITH COLOR

TO A LIGHT OR MEDIUM COLOR, ADD BLACK OR A DARK COLOR, A LITTLE AT A TIME, TO CHANGE THE VALUE.

[THESE ARE BLENDING TECHNIQUES.]

SHADING APPLIED TO OBJECTS:



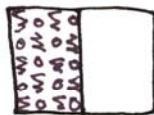
CONTRAST = TO SHOW UNLIKENESS (SOMETHING DIFFERENT, OPPOSITE, OR DISSIMILAR)



LIGHT AGAINST DARK (BLACK + WHITE)



LIGHT AGAINST DARK (COLOR)



PATTERN AGAINST NO PATTERN (BLACK + WHITE)



PATTERN AGAINST NO PATTERN (COLOR)

Background is detailed, busy, active space.



DETAILED AGAINST UNDETAILED SPACE

Subject, bird, is peaceful, inactive, simple space.

I WILL LOOK FOR VALUE AND CONTRAST, BOTH NATURAL AND MAN-MADE, IN MY ENVIRONMENT.

The ABCs of Art: The Elements & Principles of Design - Compiled, organized, and added to by M.C.Gillis

Contact artist, mo@expandingheart.com, to give feedback.

More downloads at www.expandingheart.com & www.awesomeartists.com.

Principles of Art

Pattern

Repetition of the elements of art



Emphasis

Focus - Main idea
What "grabs" your attention




Variety

An assortment of lines, shapes, colors and other elements of art in the art work




Unity

How the elements work together, fit together, so the art work looks complete



Balance

Symmetrical



same design on both sides of a midline.

Asymmetrical




A balance that is not even

Radial




Rhythm & Movement

A regular repetition of the elements of art to create a sense of rhythm and/or movement



Proportion

How parts fit together to make a whole - Size relations
(Includes scale, monumental, miniature, exaggeration...)



The ABCs of Art: The Elements & Principles of Design - Compiled, organized, and added to by  M.C.Gillis

Contact artist, mo@expandingheart.com, to give feedback.

More downloads at www.expandingheart.com & www.awesomeartists.com.

PATTERN

IS THE REPETITION OF THE ELEMENTS OF ART OR ANYTHING ELSE.

PATTERNS OF LINES



PATTERNS OF SHAPES



Non-objective Design

Portrait

Landscape

Leopard

City

PATTERNS OF COLOR



Rainbow

Flower


Butterfly

Clothing

Wall Paper




Birds flying in formation are a pattern.



Cars stopped in traffic makes a pattern.



Music has patterns.



Mathematics has patterns.



Jumping jacks are a pattern.



PATTERN IS EVERYWHERE!

The ABCs of Art: The Elements & Principles of Design - Compiled, organized, and added to by M.C.Gillis

Contact artist, mo@expandingheart.com, to give feedback.

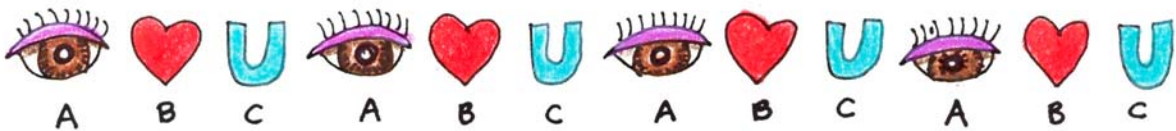
More downloads at www.expandingheart.com & www.awesomeartists.com.

PATTERN

Patterns are every where. Many of our habits are patterns.

Identify the patterns on this page.

Try making patterns with your own ideas or use some of the images below.



Use the images above to create your own patterns.



The ABCs of Art: The Elements & Principles of Design – Compiled, organized, and added to by ♥ M.C.Gillis

Contact artist, mo@expandingheart.com, to give feedback.

More downloads at www.expandingheart.com & www.awesomeartists.com.


EMPHASIS

FOCUS-MAIN IDEA-WHAT "GRABS" MY ATTENTION?



A beautiful flower growing in a grey, dismal setting.

It can be to make a point or for a message. It can simply be used as a design element.



A non-objective design.



The light at the end of a tunnel



A house that stands out from the rest



A flower with more detail in the center draws our eyes to the center.



Shiny, bright things like jewelry attract our attention.

LOUD NOISE DRAWS OUR ATTENTION.

PEACE!!!



Big Lettering draws our focus. Fast movement in a still setting grabs our attention.



I will notice what "grabs" my attention in my day to day travels.

The ABCs of Art: The Elements & Principles of Design - Compiled, organized, and added to by M.C.Gillis

Contact artist, mo@expandingheart.com, to give feedback.

More downloads at www.expandingheart.com & www.awesomeartists.com.

VARIETY

IS A NUMBER OF DIFFERENT TYPES OF THINGS.

VARIETY SHOWS CONTRAST.

THERE IS NO END TO THE VARIETY IN NATURE AND MAN-MADE THINGS.

Variety of Lines



A variety of people



A variety of insects

Variety of shapes



Variety of Color



A variety of pens



A variety of flowers



A variety of emotions



A variety of buildings

People can have a variety of ideas about the same thing.



I will notice the limitless variety all around me.

Add detail.



Using a variety
of elements and principles of design
adds detail and interest
to a work of art.

The ABCs of Art: The Elements & Principles of Design - Compiled, organized, and added to by ♥ M.C.Gillis

Contact artist, mo@expandingheart.com, to give feedback.

More downloads at www.expandingheart.com & www.awesomeartists.com.


UNITY

UNITY SHOWS WHAT THINGS HAVE IN COMMON, HOW THEY ARE ALIKE.

UNITY IS THE THING THAT JOINS THE PARTS TOGETHER.

SAMENESS... ONENESS...

Uniforms show we are joined as a team.



In art, the elements work together, fit together, in the artwork so it looks complete (some art looks more unified than other art).



Tints (white added) colors unite.



Analogous colors (neighbors on the color wheel)



Shapes unify.




Line unites.



Black line unites.

Repetition of line, shape or color can unify an image.




Uniform - united by size and shape



Not uniform - a variety of size and shape.



When people join hands and unite, they become stronger.



RELATED WORDS =
uni means one. 1

unite
united
unify
uniform



White line unifies.

The ABCs of Art: The Elements & Principles of Design - Compiled, organized, and added to by ♥ M.C.Gillis

Contact artist, mo@expandingheart.com, to give feedback.

More downloads at www.expandingheart.com & www.awesomeartists.com.



BALANCE

Symmetrical

I create symmetrical balance when I evenly




place images on both sides of a mid-line.

Asymmetrical



I create asymmetrical balance when I balance by size and weight and a variety of images, but not evenly from the mid-line.

Radial



I create radial balance when I repeat shapes and images evenly from the center outward.

The ABCs of Art: The Elements & Principles of Design - Compiled, organized, and added to by ♥ M.C.Gillis

Contact artist, mo@expandingheart.com, to give feedback.

More downloads at www.expandingheart.com & www.awesomeartists.com.

RHYTHM AND MOVEMENT

A REGULAR REPETITION OF THE ELEMENTS OF ART CAN CREATE A SENSE OF MOVEMENT/RHYTHM.



Active lines create a sense of movement.

Trees blowing in the wind...



Non-objective design...



People marching...

Diagonal lines create a sense of motion.

RHYTHM IS ALL AROUND US.



The day has a rhythm to it.
Sunrise... sunset...
Sunrise... sunset...



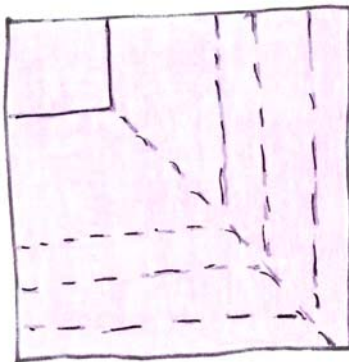
The city has a rhythm.



The ticking of a clock is rhythm.

PROPORTION

Proportion is the size relationship between two or more objects. It can be how the parts fit together to make a whole.



Scale



Proportions of the head




Exaggeration

A change in proportion can change the way we look at things. Accurate proportions are used more when creating realistic images. Distorted proportions are used more for cartoons and imaginary images.



I approximate and think about volume when I work with proportions. It's math. I mentally measure size, shape, mass, weight and volume.



Halves

Thirds

Fourths

Sixths

Eighths

Tenths

The ABCs of Art: The Elements & Principles of Design - Compiled, organized, and added to by M.C.Gillis

Contact artist, mo@expandingheart.com, to give feedback.

More downloads at www.expandingheart.com & www.awesomeartists.com.