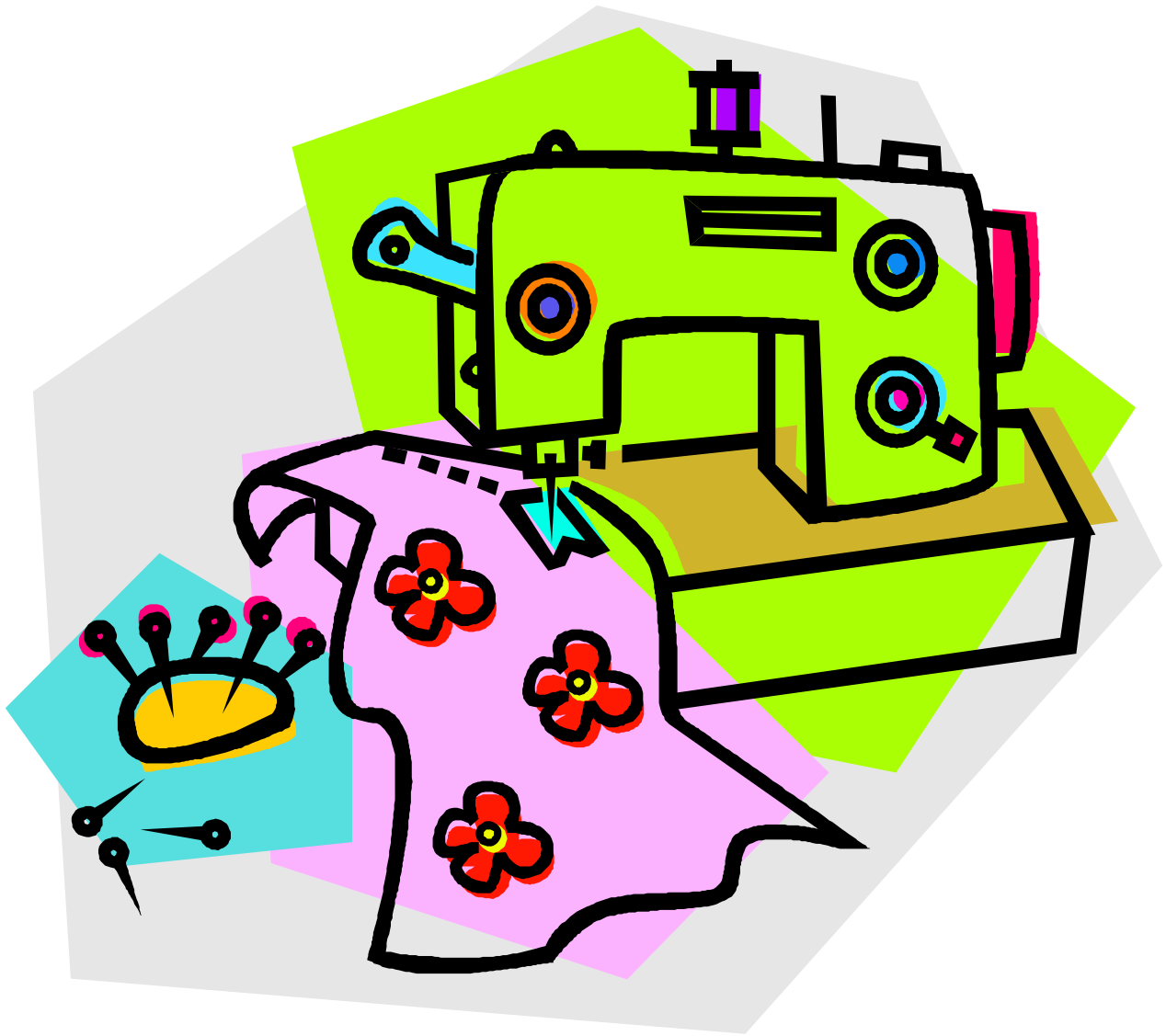


4-H FCS Skill-a-thon Sewing and Clothing ID



The photos shown here are only one option of what an item may look like. Other options are available.


Revised February 2025



Fabrics



Batik is an Indonesian technique of wax-resist dyeing applied to whole cloth. This technique originated from Java, Indonesia. **Batik** is made either by drawing dots and lines of the resist with a spouted tool called a tjanting, or by printing the resist with a copper stamp called a cap.



Chambray is a plain weave fabric woven with a colored yarn in the warp and a white yarn in the weft. Like *chambray*, denim is made with a colored yarn in the warp and white in the weft, but is woven in a twill construction.

Crepe


A silk, wool, or synthetic fiber fabric with a distinctively crisp and crimped appearance.



Eyelet fabric is a type of lace made by creating holes in a **fabric** medium. Each hole is edged using a buttonhole stitch. The holes are precisely sized and situated to create a pattern or patterns, often floral designs or abstract geometric arrangements.



Broadcloth is a very lightweight, smooth, flat looking fabric, with no pattern in the weave of the threads. It is similar in quality to pinpoint fabric, but has less texture. This usually means it is slightly more transparent and not as shiny as the pinpoint



Corduroy is a textile with a distinct pattern, a "cord" or wale. Modern **corduroy** is most commonly composed of tufted cords, sometimes exhibiting a channel (bare to the base fabric) between the tufts. Both velvet and **corduroy** derive from fustian fabric.

Flannel

is a soft woven fabric, of varying fineness. Flannel was originally made from carded wool or worsted yarn, but is now often made from either wool, cotton, or synthetic fiber. Flannel is commonly used to make tartan clothing, blankets, bed sheets, sleepwear, and several other uses.



Hemp

fabric is a textile made from the fibers of the Cannabis sativa plant. It's a natural, durable, and eco-friendly fabric that's similar to linen, jute, and flax.



Iron on Interfacing is used to add stiffness to fabric. The **interfacing** you'll find in a craft store today is **fusible**, and it's applied to the wrong side of the fabric with an **iron**



Jersey

A knit fabric used predominantly for clothing manufacture. It was originally made of wool, but is now made of wool, cotton, and synthetic fibers. Since medieval times, Jersey, Channel Islands, where the material was first produced, had been an important exporter of knitted goods and the fabric in wool from Jersey became well known. The fabric can be a very stretchy single knitting, usually light-weight, jersey with one flat side and one piled side. When made with a lightweight yarn, this is the fabric most often used to make T-shirts

Knit Interfacing

A supple stabilizer for dresses, jackets, and pants. It is best used with light to midweight **knits**, wovens, sweater **knits**, and machine **knitted** fabrics and is excellent with fabrics such as wool, flannel, and gabardine.



Linen

comes from the flax plant. Its fibers are spun into yarn and then woven into fabric used for bedding, window treatments, bandages, and home accessories. Linen is lightweight, a great conductor of heat, naturally absorbent, and antibacterial. And with that, you know everything there is to know about linen.



Muslin, Unbleached — Sturdy cotton fabric of plain weave, used especially for sheets.

Organza

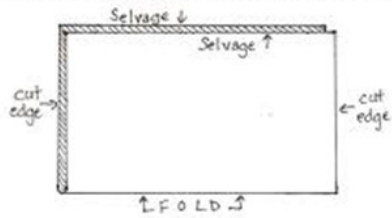
A lightweight, sheer, plain weave fabric that's often used for formal wear, bridal gowns, and other decorative purposes. It's known for its crisp texture, subtle sheen, and airy lightness.



Polyester fabric


A synthetic fabric made from petroleum-based chemicals. It's also known as polyethylene terephthalate

The selvage edge is the woven edge that does not fray



Fabric has two selvage edges and two cut edges

Selvage - Uncut edge on both the right and left side of the fabric as it is woven. The way it is finished makes it unsuitable for fabrication.



Velvet

A soft, plush fabric with a thick, short pile of cut threads. It's often associated with luxury and is used in clothing and home decor.



Spandex

A strong fiber with medium weight and good elasticity. Used for clothing and swim-suits.



Wool —

A rough fiber with good crimp. Has a stiff drape and good cover. Use in carpets and some clothing.

Woven Fabric

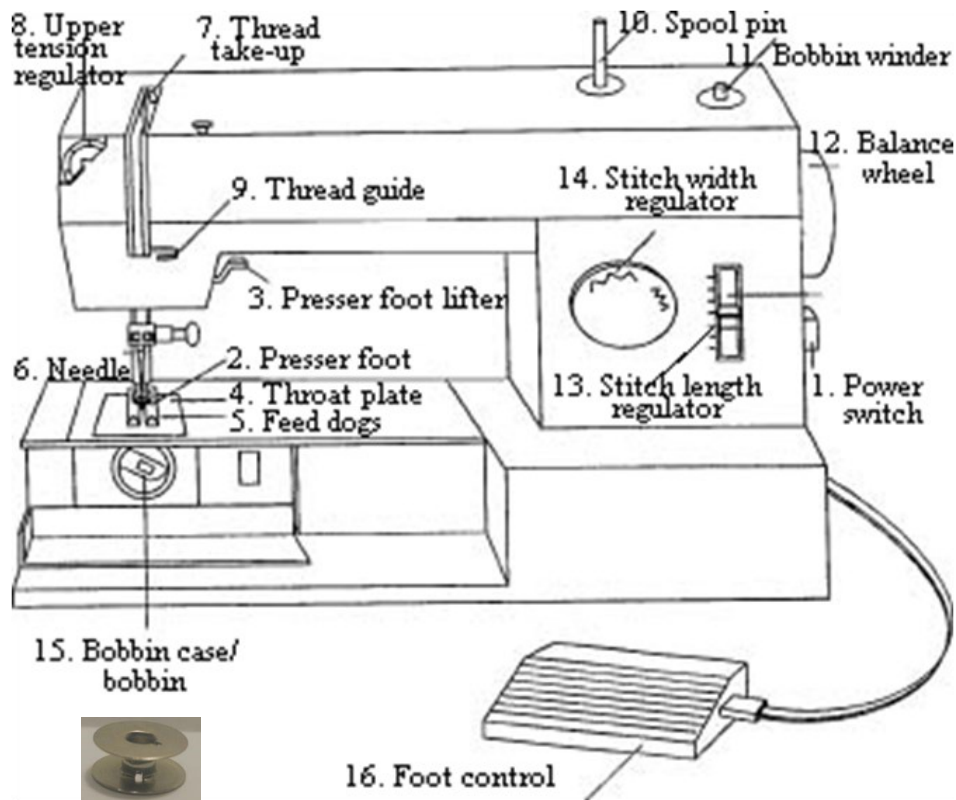
A textile made by interlacing two or more threads at right angles to each other. The threads are called the warp and weft, and the fabric is usually created on a loom.

Woven, Fusible Interfacing. It provides crisp support for collars, cuffs, yokes, pockets, facings, and other detail areas of a garment. It can also add body and permanent stability when used as a backing for needlework and punch embroidery.



Sewing Machine Parts

Please match the number on the picture with the numbered definitions below.



1. **Power Switch** - Turns the sewing machine on and off.
2. **Presser Foot** - The presser foot holds the fabric in place during sewing. The presser foot must be lowered before you begin to sew or fabric will not move through the machine!
3. **Presser Foot Lifter** -The presser foot is used to hold the fabric down to the needle plate so it can be sewn smoothly. When you sew, the presser foot should be down; when you're done sewing, lift it up with the presser foot lifter.
4. **Throat Plate** - The throat plate is a metal plate with openings for the needle and or the feed dogs
5. **Feed Dogs**—It is the part under the needle plate where the teeth are used to move it forward. It is the feeder mechanism which is typically used to pull fabric through a sewing mechanism.



6. **Sewing Machine Needle** - A sewing machine needle consists of: a **shank** - clamped by the sewing machine's needle holder; **shoulder** - where the thick shank tapers down to the shaft; **shaft** - a length suitable for driving the eye and thread through the material and down to the bobbin; **groove** - cut in the back of the shaft to release the thread into a loop that aids the hook or shuttle to pick up the thread; **scarf** - provides extra room for the hook or shuttle to pass close by; **eye** - carries the thread; and **point** - penetrates the material by parting the threads or cutting a hole.
7. **Thread Take Up** -The take up lever is used in threading the sewing machine and to keep the thread tension at the proper level. If the take up lever is threaded im properly, the thread will knot up and jam in the machine.
8. **Upper Tension Regulator** -A sewing machine feature that sets the balance between the bobbin and needle threads. On some sewing machines the tension has one permanent setting. On other machines the tension can be set or is adjusted automatically according to the type of fabric.
9. **Thread Guide** -Part of the upper threading sequence, they direct the flow of thread to keep the thread going straight in one direction.
10. **Spool Pin** - Holds the spool of thread.
11. **Bobbin Winder**—On a sewing machine it is a device that winds bobbins. The bobbin is the spool of thread that is below the presser foot. It provides the lower portion of thread that is interlocked with thread from the needle and thus creates a stitch.
12. **Balance/Hand Wheel**—The balance or hand wheel is used when you want to manually move the needle up and down. The hand wheel can be pulled out when you want to disengage the needle (run the spool of thread without the needle going up and down). The hand wheel raises and lowers the needle. You must always pull the hand wheel towards yourself to prevent tangling of the threads.
13. **Stitch Length Regulator** -The mechanism that allows you to adjust the length of your stitches.
14. **Stitch Width Regulator** - The mechanism that allows you to adjust the width of a wide stitch, such as a zigzag stitch.
15. **Bobbin Case** - The bobbin case is a small case into which the bobbin is inserted and threaded, and then is inserted into the sewing machine.
16. **Bobbin** is a cylinder on which thread is wound for sewing. Holds the bottom thread.
17. **Foot Control** - A device which is placed on the floor rather than the table, which I s stepped on. Used to apply power to the sewing machine or serger.

Embroidery Hoop

This means that rather than stitching parts separately and then assembling them, the machine does the bulk of the work for you, stitching everything together right in the hoop.



Embroidery Machine

process whereby a sewing machine or embroidery machine is used to create patterns on textiles. It is used commercially in product branding, corporate advertising, and uniform adornment. It is also used in the fashion industry to decorate garments and apparel.

Serger/Overlock Machine

Much like backstitching your **seams** on a sewing machine, there are ways to secure **serged seams** to prevent them from coming undone. ... Stitches are secured when they are sewn over or crossed with another **serged seam**.



Walking Foot

mechanism for feeding the workpiece through a sewing machine as it is being stitched. It is most useful for sewing heavy materials where needle feed is mechanically inadequate, for spongy or cushioned materials where lifting the foot out of contact with the material helps in the feeding action, and for sewing many layers together where a drop feed will cause the lower layers to shift out of position with the upper layers. A walking foot is also good for sewing materials with varying layers because it can climb up and down these layers easier than other feeding mechanisms.



Techniques


Basting Stitch

A temporary, loose stitch used to hold fabric layers together before sewing the final stitches. Basting stitches are also known as tacking stitches.



Blind Hem

stitches are completely hidden when the garment is viewed from the outside, and almost completely hidden on the inside as well. The sewer catches only a few threads of the fabric each time the needle is pulled through the fabric, which means that the majority of the stitching is hidden inside the hem.



Bound Buttonholes

are one of these beautiful features that will instantly make your handmade garment stand out. This type of closure is mostly found on traditionally tailored jackets and coats, along hand pad-stitching, back-stays and beautiful hand-stitching.

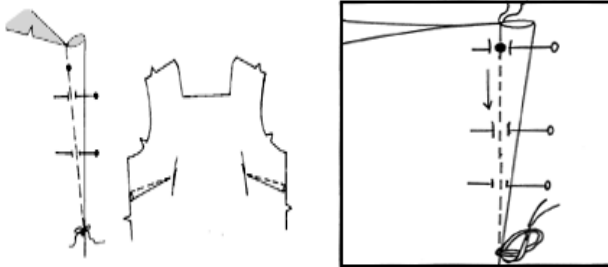
Buttonhole

A small opening in fabric that allows a button to pass through. Buttonholes are usually found on shirts, coats, and other garments.



Center Zipper Application

A centered zipper is a zipper that is sewn in with an even amount of fabric on each side of the zipper. The teeth of the zipper under the area where the fabric would create a seam if there were not a zipper.



Dart

A tapered tuck sewn to adjust the fit of a garment.

Top Stitch


Make a row of continuous stitches on the top or right side of a garment or other article as a decorative feature.



Flat-Felled


seam is a strong seam that encloses the raw edges of fabric with a fold and stitching. It's often used in denim jeans, but can be used on many fabrics.

Flat Felled Seams



French Seam

A seam that's sewn twice to enclose the raw edges of fabric, creating a clean finish. They're often used on sheer or lightweight fabrics, and are a good choice for clothing that will be washed often.



Gather

To draw into small folds or puckers, as by pulling a thread through cloth.





Fig. 18.—Showing half of the gathers bound and stitched.



Hem — An edge or border on a piece of cloth, especially a finished edge, as for a garment or curtain, made by folding an edge under and stitching it down.

Hidden zipper is a zipper that is installed in the seam of two pieces of fabric in such a way that the zipper is recessed in the seam and "invisible", as the name suggests. It is predominantly used for garments, especially skirts and dresses, but it can also be found in bags and home décor items




Lapped Zipper Application -A lapped application zipper has one line of fabric showing on the outside with the appearance that all of the fabric is on one side. It is most commonly seen in slacks and skirts.

Overlock Stitch

Much like backstitching your seams on a sewing machine, there are ways to secure surged seams to prevent them from coming undone. ... Stitches are secured when they are sewn over or crossed with another surged seam.




Pleat — A fold in cloth made by doubling the material upon itself and then pressing or stitching it into place.



Seam Allowance

the area between the stitching and raw, cut edge of the fabric.

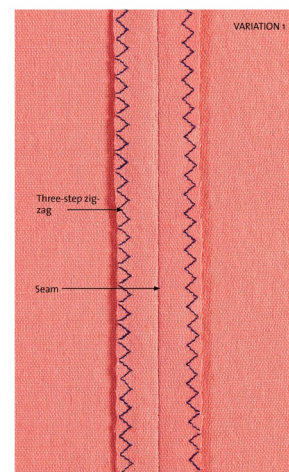


Under-Stitching

Under-stitching assists a facing or lining to stay to the inside and remain un-seen. It is a stitching that is sewn as close to the seam possible holding the graded seam allowance to the facing or lining.

Zigzag Stitch

Comes in handy when you don't have a serger, but still want to sew with stretch fabrics. The zig-zag stitch allows the stitch to stretch with the fabric, thus eliminating thread breakage in specific areas due to wear, wash, and stress.



Trims & Fasteners



Bias Tape

Narrow strip of cloth that is cut on the bias (diagonal to the grain of the fabric) that can be used to finish or decorate clothing.

Buckle

A buckle or clasp is a device used for fastening two loose ends, with one end attached to it and the other held by a catch in a secure but adjustable manner.



Button

A generally disk-shaped fastener used to join two parts of a garment by fitting through a buttonhole or loop.



Elastic

A flexible stretchable fabric made with interwoven strands of rubber or an imitative synthetic fiber.

Fold Over Elastic

Can be used to encase the edge of a seam by folding along the center indentation.



Frog Closer

The frog or pankou is composed of two parts: a Chinese button knot or other decorative knot (or even a toggle) on one side; and a loop attached on the opposite side, through which the knot is passed and which holds it in place.

Grommets

Are rings used to protect holes in thin materials like fabrics, sheet metal, and carbon fiber. Grommets or eyelets are used so that wires, rope, or cords can be put through your material without tearing through or misshaping the hole. Grommets are necessary when hole reinforcement is needed to prevent fraying.



Hook and Eyes

Clothes fasteners consisting of a small hook and metal loop. Used as closures at the tops of shirts, dresses, skirts, or pants.



Ribbed Elastic

Provides maximum cross strength. Found in pants and shorts.



Hook & Latch Tape

A privately held company that produces fasteners and other products. It is known for being the original patentor of the hook-and-loop fastener.

Sew on Snaps

Used as closures at the tops of garments.



Toggle


The classic toggle closure features two ends, one with a loop and one with a button or t-shaped piece that slips into the loop. It is believed that this button shape is the oldest form of today's button.



Zipper

Zip, fly, dingy, or zip fastener, formerly known as a clasp locker, is a commonly used device for binding the edges of an opening of fabric or other flexible material, such as on a garment or a bag.

Tools



Acrylic Ruler

Ruler used in crafts and clothing showing different measurement. May come in different shapes and sizes.



Applique Scissors

One of my favorite tools when machine appliqueing are these particular applique scissors (aka: pelican or duckbill scissors). The rounded part of the blade on one side serves as a safety precaution to keep from cutting the base fabric when appliqueing.



Ball Point Bodkin

A sharp slender tool used to insert elastic into casings, to turn bias tubing, and to weave ribbon cording. Handy tool to use instead of a safety pin.




Bias Tape Makers

Come in various sizes. They make single fold bias tape, so the size given is the width of the single fold bias tape from one fold to the other. If you need double fold bias tape, you simply fold the single fold in half, which means that the double fold is half as wide.



Crewels

Needles with long eyes for easy threading.



Cutting Mat

Mat that is placed down to protect the table surface while cutting.

Drawstring Threader

A drawstring (draw string, draw-string) is a string, rope or lace used to "draw" (gather, or shorten) fabric or other material. Ends of a drawstring are often terminated with a sheath called an aglet.



Dressmaker's Ham

use on hard to reach areas.



Embroidery Scissors

A special type scissors used to cut sewing thread or multi-ply embroidery thread. They are specially designed with long thin pointy tips to allow someone to cut threads in tight areas accurately and with a clean sharp cut.


Leather Needles

Stitching *Needles* - Blunt *needle* with an extra large eye makes hand stitching much easier. Approx. 2" long.



Hem Guide

The fastest, fuss-free way to *hem*. ... Heat-resistant *guides* allow you to simply fold the fabric along the edge and press as you go. Unlike metal pressing *guides*, steam is absorbed through these *guides*, assuring a perfectly set *hem*.



Lint Roller

Or lint remover is a roll of one-sided adhesive paper on a cardboard or plastic barrel that is mounted on a central spindle, with an attached handle. The device facilitates the removal of lint or other small fibers from most materials such as clothing, upholstery and linen.



Loop Turner

Used for turning binding and inserting cord into tubing.



Magnetic Pin Holder

When removing pins from a sewing project, you can simply drop the pin close to the magnet and it snaps in place. It's nicer to use than a regular pincushion, because you don't have to divert all your attention. It's more fun than dropping them into a bowl.





Measuring Tape

Used for measuring larger pieces of fabric and body measurements.



Needle Threader

Used to thread machine or hand needles.



Pattern Weights

Keeps pattern pieces in place without pinning.



Pin Cushion

A small cushion used for holding pins for easy access/.



Pins

Used for holding material together while sewing. Come in two forms: dressmaker or silk pins are fine and sharp and are the best to use.



Point Turner

A sewing tool used to create sharp points and creases in fabric. It can be used on collars, lapels, cuffs, pockets, and belts.



Press Cloth

Used to help keep shine in fabric. Can be dampened to provide moisture for more steam. Unbleached muslin about 14" X 30" in size.



Rotary Cutter

A Wheel with a sharp edge that is used to cut fabric, used on a cutting mat.



Scissors

Used for cutting paper and clipping fabric. Scissors may have a straight handle.



Seam Ripper

Used to take out seams as well as making buttonholes.

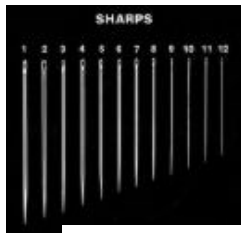


Seam Roll

For pressing seams open on long and narrow areas.

Sewing Clips

A small plastic clips with a spring that hold fabric together temporarily before sewing. They are also known as quilting clips, binding clips, or wonder clips.



Sharps

Needles with small round eyes.

Shears

Used for cutting fabric, not paper. Shears are 7-8 inches long, are sharp, and have bent handles making them easier to cut with.



Spring Action Shears

Ideal for cutting tight patterns and intricate details on a wide range of fabrics, cutting at awkward angles or in tight spaces or making quick thread snips.

Awarded the Arthritis Foundation Ease-of-Use Commendation for a design that is easy-to-use for people with arthritis or limited hand strength. Spring-action design gently opens blades after each cut to reduce hand strain.

Thimble

Used to protect your fingers when hand sewing.



Oklahoma State University, as an equal opportunity employer, complies with all applicable federal and state laws regarding non-discrimination. Oklahoma State University is committed to a policy of equal opportunity for all individuals and does not discriminate based on race, religion, age, sex, color, national origin, marital status, disability, or veteran status with regard to employment, educational programs and activities, and/or admissions.