

## Looking for Life – Student Worksheet

How can you tell if something is alive? In this lesson, you will identify the Five Criteria for Life and examine soil samples for signs of life.

### Criteria for Life Chart

Fill in the criteria after the group has made observations and the teacher has grouped the observations.

| Living Organism | Criteria | Criteria | Criteria | Criteria | Criteria |
|-----------------|----------|----------|----------|----------|----------|
|                 |          |          |          |          |          |
|                 |          |          |          |          |          |
|                 |          |          |          |          |          |
|                 |          |          |          |          |          |
|                 |          |          |          |          |          |

What are the Five Criteria for Life?

- 1.
- 2.
- 3.
- 4.
- 5.



**Data Chart 1**

Record your observations BEFORE adding water.

Initial Descriptions (no water added):

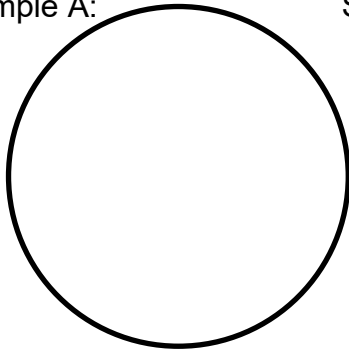
Sample A:

Sample B:

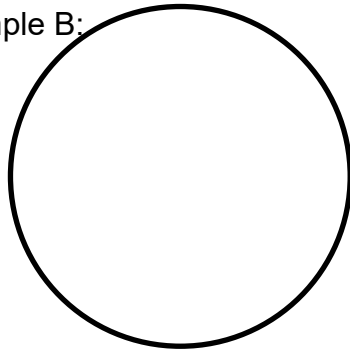
Sample C:

Initial Drawings (no water added):

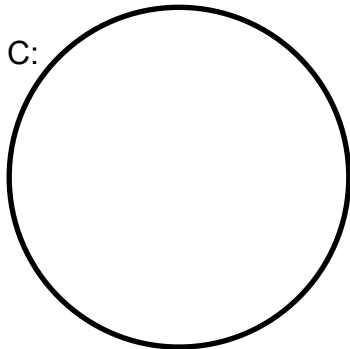
Sample A:



Sample B:



Sample C:



**Data Chart 2**

Record your observations AFTER adding water.

Initial Descriptions (after water is added):

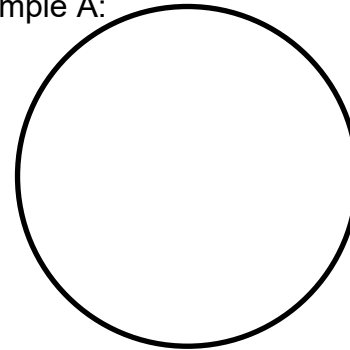
Sample A:

Sample B:

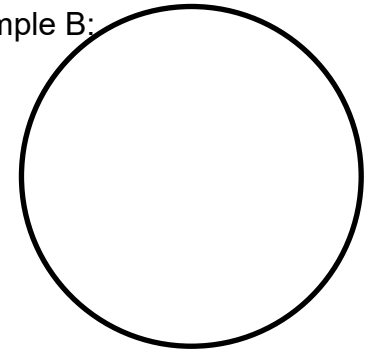
Sample C:

Initial Drawings (after water is added):

Sample A:



Sample B:



Sample C:

